













	Pos.	No.	Name	Total time	Total laps	Best lap
	1	222	Joel Haire	00:09:55.635	6	1:14.771
	2	99	Max Robinson	00:10:00.107	6	1:15.651
	3	1	Paige Mullen	00:10:03.430	6	1:15.504
	4	10	Boyd Kripe	00:10:10.869	6	1:15.924
	5	18	Zak Turkington	00:10:11.523	6	1:16.786
	6	85	Leon Simpson	00:10:22.703	6	1:19.464
	7	173	Conor Murphy	00:10:35.425	6	1:20.645
	8	6	Cathal Casey	00:10:36.293	6	1:20.707
	9	88	Ella Mosgrove	00:10:38.166	6	1:21.132
	10	66	Robyn Ellis-Coogan	00:11:28.360	6	1:28.777
	11	15	Aiyana-Rose Lennon	00:11:40.585	5	1:47.278
	12	48	Brandon Kennedy	00:06:58.002	0	-