













	Pos.	No.	Name	Total time	Total laps	Best lap
	1	222	Joel Haire	00:10:14.185	6	1:12.704
	2	1	Paige Mullen	00:10:21.034	6	1:15.251
	3	99	Max Robinson	00:10:21.257	6	1:14.915
	4	10	Boyd Kripe	00:10:21.772	6	1:15.537
	5	18	Zak Turkington	00:10:42.002	6	1:18.426
	6	173	Conor Murphy	00:10:46.562	6	1:19.468
	7	85	Leon Simpson	00:10:47.006	6	1:18.787
	8	88	Ella Mosgrove	00:10:54.787	6	1:19.718
	9	6	Cathal Casey	00:11:05.428	6	1:22.155
	10	66	Robyn Ellis-Coogan	00:11:45.880	6	1:28.754
	11	48	Brandon Kennedy	00:10:24.315	5	1:31.165
	12	15	Aiyana-Rose Lennon	00:11:52.581	5	1:46.628