













	Pos.	No.	Name	Total time	Total laps	Best lap
	1	222	Joel Haire	00:09:14.686	6	1:13.111
	2	99	Max Robinson	00:09:19.786	6	1:14.120
	3	1	Paige Mullen	00:09:40.466	6	1:16.629
	4	10	Boyd Knipe	00:09:41.456	6	1:14.969
	5	18	Zak Turkington	00:09:56.149	6	1:17.336
	6	85	Leon Simpson	00:09:57.822	6	1:19.299
	7	173	Conor Murphy	00:09:59.809	6	1:19.839
	8	6	Cathal Casey	00:10:08.848	6	1:22.079
	9	88	Ella Mosgrove	00:10:09.301	6	1:21.771
	10	66	Robyn Ellis-Coogan	00:09:24.465	5	1:27.474
	11	48	Brandon Kennedy	00:09:33.413	5	1:30.318
	12	15	Aiyana-Rose Lennon	00:09:10.634	4	1:47.956